

DEXIS™ IS 3700

Precision,
accelerated

Design by
STUDIO F·A·PORSCHE



DEXIS IS 3700




A man in a white shirt is leaning on the hood of a car. In the foreground, there is a white wireframe model of a car seat. The background is a solid teal color.

“Design must be honest.”

— Prof. Ferdinand Alexander Porsche

Design isn't simply decoration or superficial beautification. Instead, design is a perfect symbiosis of form and function. For this to be achieved, one must fully grasp an object's functionality. The object at grasp is the IS 3700. Collaboratively designed with Studio F. A. Porsche, the IS 3700 combines a user-centric form with a workflow focusing on patient and practitioner.




High Performance:

A hallmark of Studio F. A. Porsche

Ergonomic design perfected by Studio F. A. Porsche.
Advanced functionality centered around your personal
workflow needs. Performance that sets a new bar for
intraoral scanning.

Performance



Shades of intelligence

Patented Smart-shade matching provides automatic selection and recording of shade information.

Workflow freeflow

Revolutionary workflow lets users navigate freely among different clinical applications, including restorative, orthodontic, implant and sleep device.

Gripping curves

An ergonomically optimal grip channel empowers oral health professionals with a balanced sense of scanner control.

Strapping in

The optional wrist strap connects user to the device for optimal control and care of the scanner.

The added touch

Touchscreen capability eliminates the extra steps of operation caused by switching back and forth between the scanner and the mouse.

Precision, accelerated

The IS 3700 features turbo speed scanning that's tested and proven to scan in vitro single arches in 30 seconds,¹ with better accuracy than the IS 3600.²

Show Your True Colors

Our patented Smart-shade color matching technology analyzes more data than other intraoral scanners, automatically detecting the enamel color of the scan area to identify the ideal match

We approach color from all angles

We don't determine the shade from a single RGB value. Instead, the IS 3700 features Bidirectional Reflectance Distribution Function (BRDF), which uses triangulation to factor in both the direction of illumination and the detection, providing more true-to-life color matching.

Incoming light source Emissive radiant light True-to-life color BRDF detection



Smart-shade

Workflows that Let You Work Freely

IS ScanFlow software completely redefines intraoral scanning workflow. Unlike other scanning acquisition software, IS ScanFlow is completely open, letting you work freely among different clinical applications with open workflow capability, expanded processing options, one-click export and touchscreen capabilities.



Open workflow

Comprehensive workflow capacity

An innovative new workflow design lets users navigate freely among different workflows from a single scan.

Expanded processing

Expands data processing options, processing datasets quickly and accurately.

One-click export.

Simplifies data export and exchange.

Touchscreen capabilities

An intuitive interface delivers direct software interaction via streamlined touchscreen navigation.

Hybrid scanning

Enhances the capture of challenging data with hybrid scanning restorative and implant-borne restorative workflows.

IS ScanFlow — Simplicity at Work

1

Scan:

Begin scanning the patient and choose the evolutionary workflow based on your personal preferences or your patient's clinical needs.

2

Check:

Once the scanning is complete, select from restorative, orthodontic and implant check options.

START

Open
Workflow

Chairside
Workflow

DEXIS IS 3700

4

Export:

No need to exit the software, as you can export or transfer files immediately after processing with a single click.²

3

Adapt (optional):

Refine the appearance of the final scan based on your preferences.

Shift Your Scanning into Turbo

The IS 3700 doesn't just provide fast scanning. It provides turbo speed scanning. In fact, this scanner has been tested and proven to scan in vitro single arches in 30 seconds. That's 20% faster than the IS 3600, without any compromise to the accuracy of the datasets!

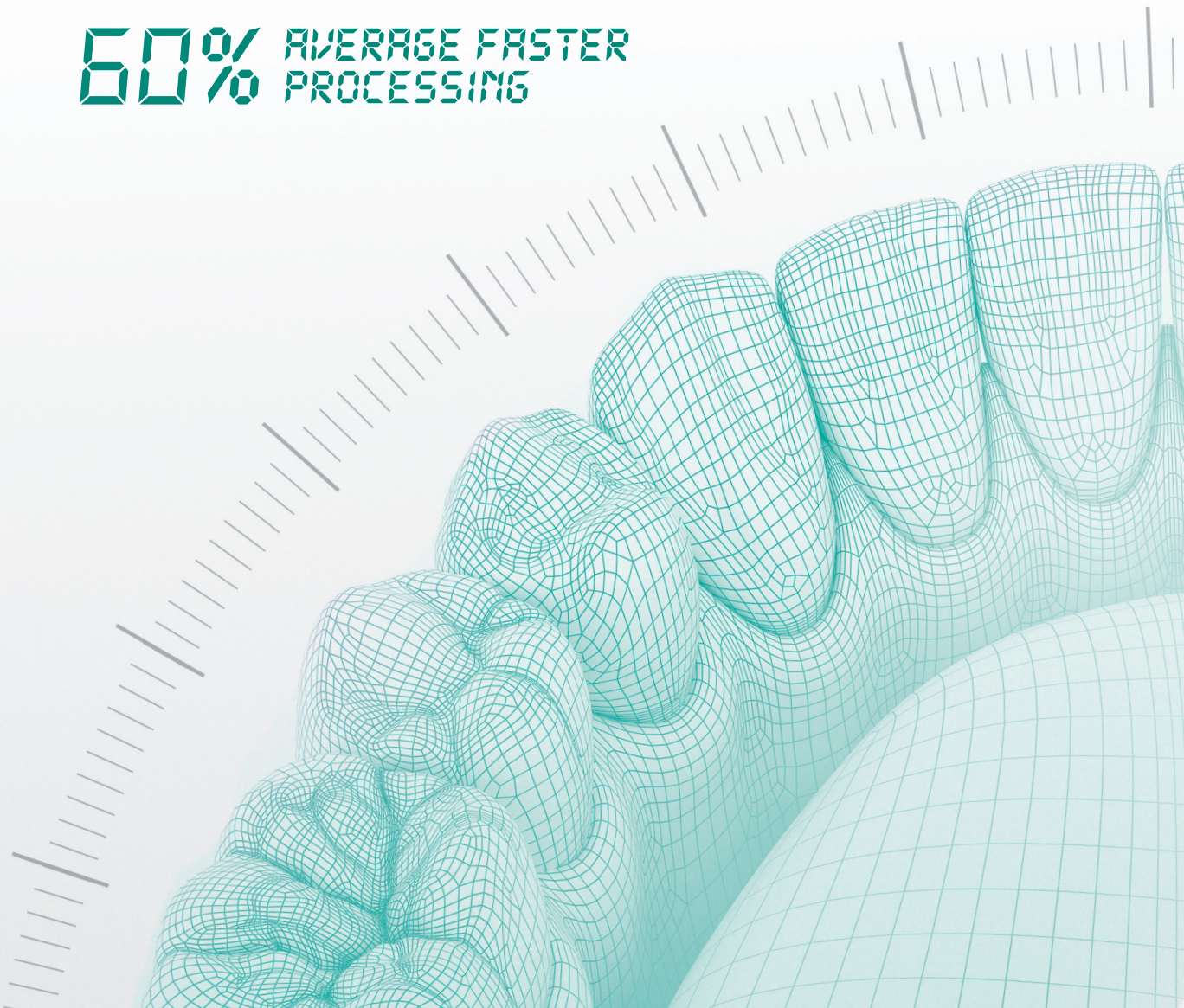
**20% FASTER
SCANNING**

Processing that stays up to speed.

Turbo speed scanning requires turbo speed processing. The IS ScanFlow software lets you select from multiple processing options to ensure the best option for your indication, while giving you an average of 60% time savings on refinement.³

**60% AVERAGE FASTER
PROCESSING**

Speed & service




Integrated or Stand-alone, The Choice is Yours

IS ScanFlow is available to all DEXIS intraoral scanning customers in a Standard configuration to meet basic scanning needs. Optional Premium⁵ access provides an expanded feature-set for advanced intraoral scanner users with more specific needs.

It is available in the following configurations:

- Integrated with DTX Studio™ Clinic v3.2⁶, with access via the Quick Launch button
- Integrated with Carestream Dental™ CS Imaging v8
- Stand-alone, for customers not using DTX Studio Clinic or CS Imaging



Backed by Forward-thinking Service

Our premium service program provides a full array of service, support and warranty options for your purchase.

For ultimate peace of mind, enroll on day one.



Warranty protection

Extends the standard warranty and increases the length of coverage to best suit your needs.



Service

Covers ongoing equipment and software support as well as continuing education via online training programs.



1. When recommended PC configuration is used with CPU acquisition setting; in vitro test performed on a model.
2. Mangano FG, Admakin O, Bonacina M, Lerner H, Rutkunas V, Mangano C. Trueness of 12 intraoral scanners in the full-arch implant impression: a comparative in vitro study. BMC Oral Health. 2020 Sep 22;20(1):263. doi: 10.1186/s12903-020-01254-9. PMID: 32962680; PMCID: PMC7509929.
3. Sending files to lab or third party via IS Connect requires an internet connection.
4. With GPU (graphics processing unit) merging and improved texture mapping, the average time saving for refinement is approximately 60% on computers with 4 GB video memory.
5. Two years of IS ScanFlow Premium feature access included with each purchase. IS ScanFlow Premium can be renewed after two years or customer can revert to Standard features.
6. DTX Studio Clinic database integration is a work in progress and is planned for Q1 2023.

The products, equipment and services illustrated and described in this brochure reflect knowledge at the time of printing. Dental Imaging Technologies Corporation accepts no liability for any deviation from the illustrations in terms of color or shape, or any errors or print errors, and retains the right to make changes to the brochure at any time. Full or partial reprinting is only permitted with permission from Dental Imaging Technologies Corporation. For indications for use, please visit: [DEXIS.com](https://www.dexis.com)

Dental Imaging Technologies Corporation reserves the right to make changes to specifications and features shown herein, or to discontinue the product described at any time without notice or obligation. Contact your local authorized representative for the most current information. Manufactured by Dental Imaging Technologies Corporation, 450 Commerce Drive, Quakertown, PA 18951, USA.

© 2022 Dental Imaging Technologies Corporation. All rights reserved., DX00093/Rev A

© 2022 Studio F•A•Porsche



DEXIS | 450 Commerce Drive
Quakertown PA 18951 | USA
1-888-88-DEXIS

[DEXIS.com](https://www.dexis.com)